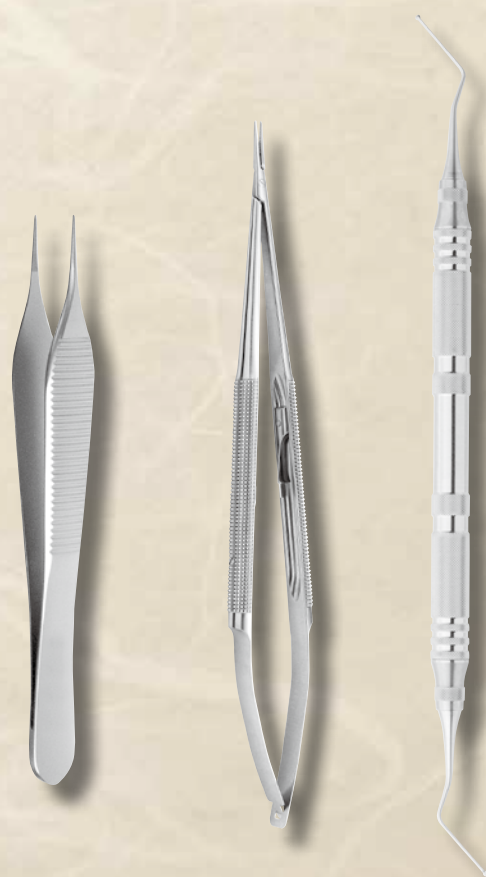




# Micro

Needle Holder	100
Gum Scissors	101
Tissue Pliers	102
Root Canal Instrument	104
Periosteal Elevator	106
Mirror	107





\*Length is 180mm ,which is comfortable for microscope use.  
 \*This feature can prevent the fingers from coming into sight.

## Needle Holder MDS-180



Suture / from 6-0 to 8-0  
 Suture needle / from ø0.14 to ø0.33mm

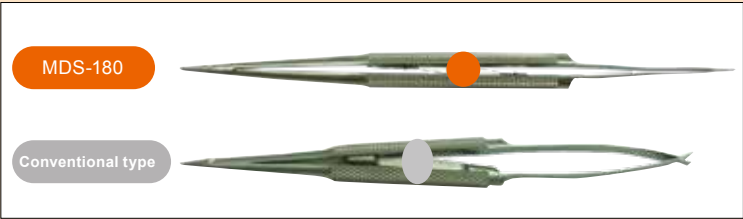


Str.  
 No. 32401




Cvd.  
 No. 32402

\*Handle is designed to be round shape.  
 So this excellent feature allows to operate rotary by fingures.



## Gum Scissors MDS-180



Str.  
 No. 32411



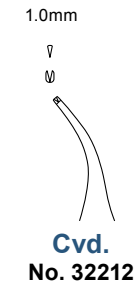

Cvd.  
 No. 32412

Tissue Pliers

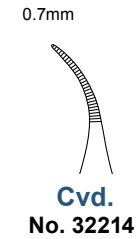

-Micro Adson S-



with Hook



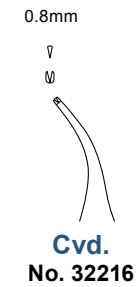
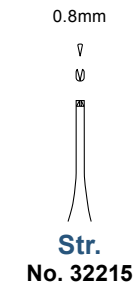
without Hook



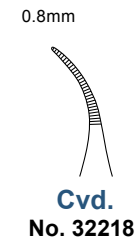

-Micro Adson L-



with Hook



without Hook



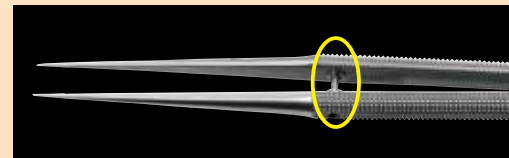
The precision of the tip



Holding power and stability



Comfortable control



\*Holding parts close horizontally and equally as surface-hold, not unequally like pint-hold. Therefore, you can surely hold delicate tissue and suture thread with this pliers.

\*T/C is applied with tip part, which increases holding power of the Micro Tissue Pliers.

\*Stopper, attached on the handle, always keeps the ideal distance. It prevents you from excessively opening and closing the pliers.



Autoclavable  
up to **135°C**



PAT.4886919

Autoclavabile  
up to **135°C**



\*Long type for 6.0mm root canal.

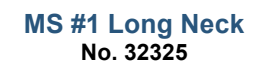
autoclavable  
up to **135°C**



autoclavable  
up to **135°C**

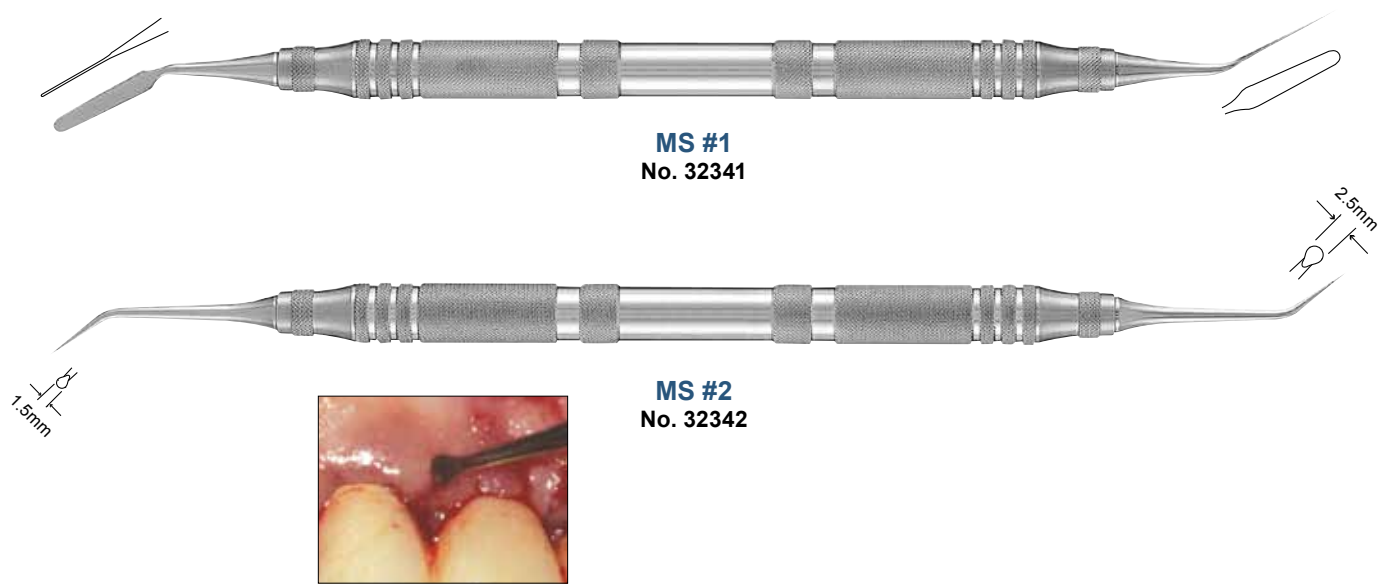
**MS #1P**  
**No. 32351**

autoclavable  
up to **135°C**



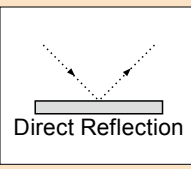
**MS #2 Long Neck**  
**No. 32326**

\*The long neck which does not become the obstacle of a view under a microscope.




## Micro Mirror Type-2

\*Direct reflection type stainless mirror.  
 \*Used with "Micro Handle"





Direct Reflection





\*Even the part which is close to the edge is flat so those part also can reflect the object.

ø4.0mm

#1



ø5.0mm

#2

2.0mm



6.0mm

#3

3.0mm

6.0mm

#4

#1S

\*Straight type

#2S

\*Straight type

#3S


\*Straight type

#4S

\*Straight type

No.	Description
14901	#1 (5 ea.)
14902	#2 (5 ea.)
14903	#3 (5 ea.)
14904	#4 (5 ea.)
14911	#1S (5 ea.)
14912	#2S (5 ea.)
14913	#3S (5 ea.)
14914	#4S(5 ea.)

[ Clinical Movie ]



106

107



## Micro Handle

\*Handles for the mirror or scalpel for micro surgery in Periodontics and Implantology.

\*Easy detachable by twisting the end of the handle.



No. 14690



\*Handle diameter /  $\phi 6.0\text{mm}$

No. 14689



L

\*Handle diameter /  $\phi 8.0\text{mm}$

-How to Use-



## Micro Mirror Set Type-2

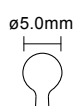


**Contents** Micro Handle / Micro Mirror Type2 #1, #2, #3, #4

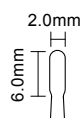
No. 14900



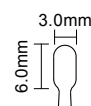
#1



#2



#3



#4

